

H-Coupler M12 Power male L-cod. / 3x female L-cod.

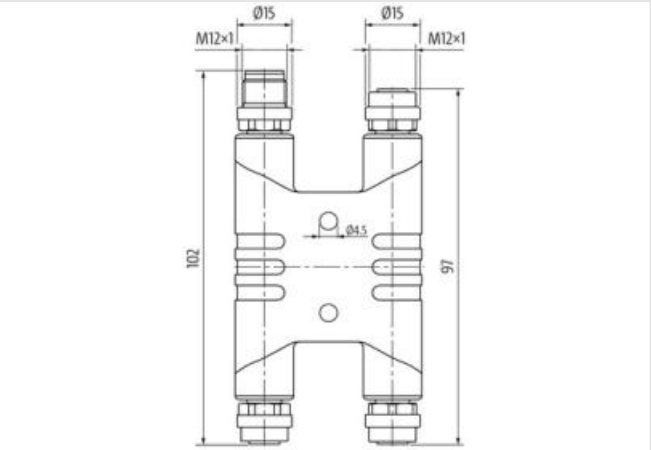
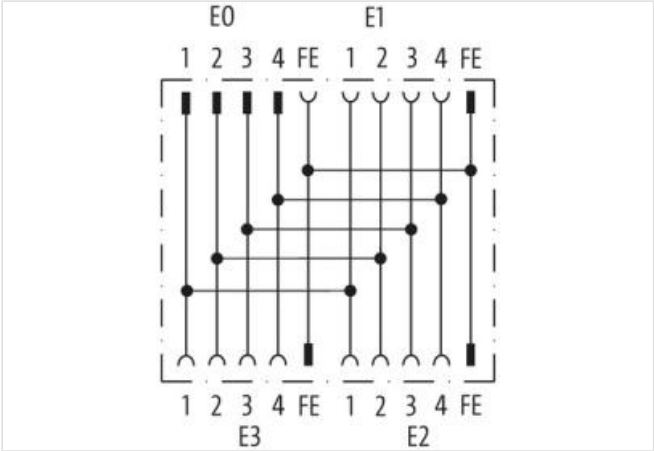
5-pol.

H coupler M12 male L-coded/ 3x M12 female L-coded
M12 Power
L-coded
4 + FE

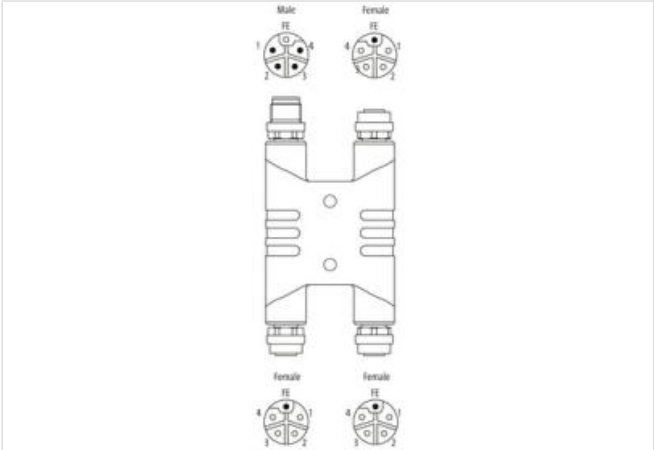
Plastic housings with good resistance against chemicals and oils.
The resistance to aggressive media should be individually tested for your application. Further details on request.

Link to Product

Illustration



Product may differ from Image



Side 1	
Coating contact	gold plated
Family construction form	M12P
Coding	L
Material contact	Brass

No. of poles	5
Width across flats	SW13
Degree of protection (EN IEC 60529)	IP65, IP67, IP68
Side 2	
Coating contact	gold plated
Family construction form	M12P
Coding	L
Material contact	Brass
No. of poles	5
Degree of protection (EN IEC 60529)	IP65, IP67, IP68
Side 3	
Coating contact	gold plated
Family construction form	M12P
Coding	L
Material contact	Brass
No. of poles	5
Degree of protection (EN IEC 60529)	IP65, IP67, IP68
Side 4	
Family construction form	M12P
Coding	L
No. of poles	5
Commercial data	
ECLASS-6.0	27279220
ECLASS-7.0	27440103
ECLASS-8.0	27440103
ECLASS-9.0	27440103
ECLASS-10.1	27440106
ECLASS-11.1	27440106
ECLASS-12.0	27440106
ETIM-5.0	EC002061
customs tariff number	85366990
GTIN	4048879840064
Packaging unit	1
Electrical data Supply	
Operating voltage DC max.	63 V
Current operating per contact max.	16 A
Diagnostics	
Status indication LED	no
Installation Connection	
Tightening torque	0,6 Nm
Mounting set	M12 x 1
Device protection Electrical	
Additional condition protection degree	inserted, screwed
Pollution Degree	2
Mechanical data Material data	
Material housing	TPU
Mechanical data Mounting data	
Mounting method	inserted, screwed, Shaking protection
Environmental characteristics Climatic	
Operating temperature min.	-30 °C

Operating temperature max. 90 °C

Important installation notes

Note on strain relief	Protect the connectors by suitable measures from mechanical loads, e.g. by the usage of cable ties.
Note on bending radius	Attention: Observe the permissible bending radii when laying cables, as the IP protection class can be endangered by excessive bending forces.

Conformity

Product standard IEC 61076-2-111