

T-Coupler M12 Power male L-cod. / 2x female L-cod.

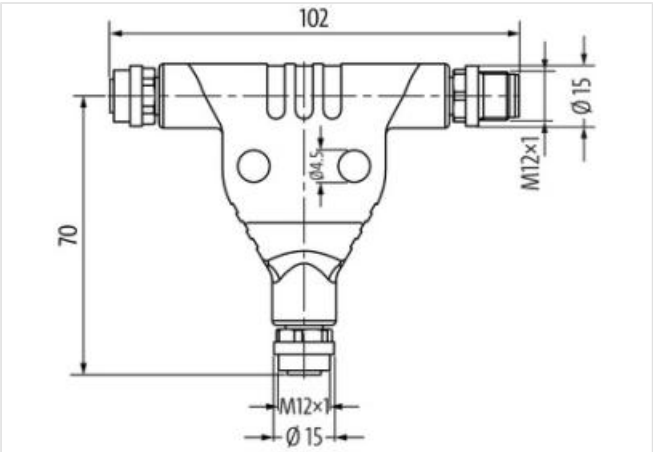
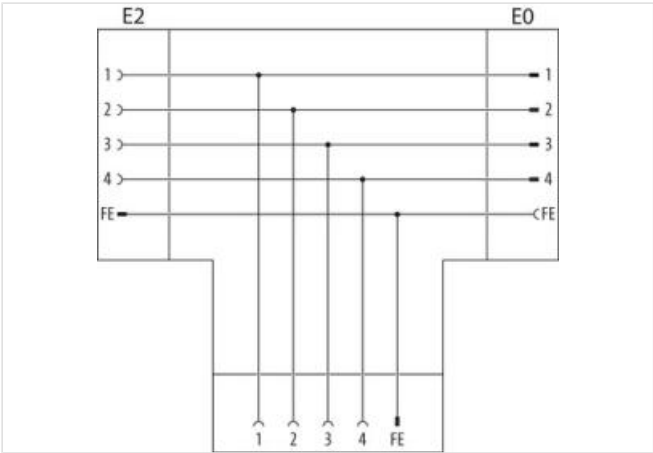
5-pol.

T-coupler  
M12 Power  
L-coded  
4 + FE

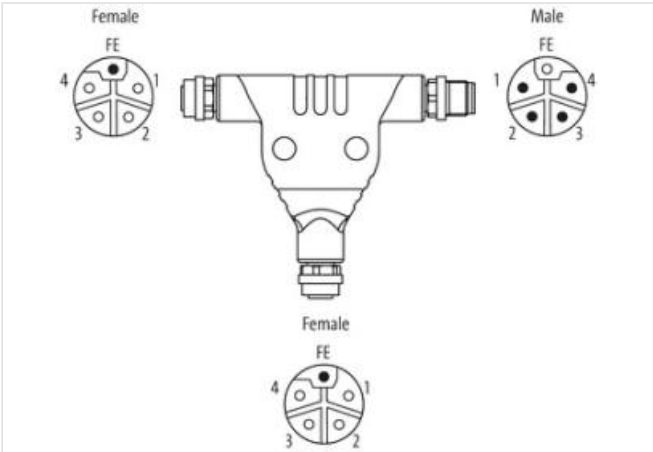
Plastic housings with good resistance against chemicals and oils.  
The resistance to aggressive media should be individually tested for your application. Further details on request.

Link to Product

Illustration



Product may differ from Image



Side 1

Coating contact	gold plated
Family construction form	M12P
Coding	L
Material contact	Brass

No. of poles	5
Width across flats	SW13
Degree of protection (EN IEC 60529)	IP65, IP67, IP68
<b>Side 2</b>	
Coating contact	gold plated
Family construction form	M12P
Coding	L
Material contact	Brass
No. of poles	5
Degree of protection (EN IEC 60529)	IP65, IP67, IP68
<b>Side 3</b>	
Coating contact	gold plated
Family construction form	M12P
Coding	L
Material contact	Brass
No. of poles	5
Degree of protection (EN IEC 60529)	IP65, IP67, IP68
<b>Commercial data</b>	
ECLASS-6.0	27279220
ECLASS-7.0	27440103
ECLASS-8.0	27440103
ECLASS-9.0	27440103
ECLASS-10.1	27440106
ECLASS-11.1	27440106
ECLASS-12.0	27440106
ETIM-5.0	EC002061
customs tariff number	85366990
GTIN	4048879840002
Packaging unit	1
<b>Electrical data   Supply</b>	
Operating voltage DC max.	63 V
Current operating per contact max.	16 A
<b>Diagnostics</b>	
Status indication LED	no
<b>Installation   Connection</b>	
Tightening torque	0,6 Nm
Mounting set	M12 x 1
<b>Device protection   Electrical</b>	
Additional condition protection degree	inserted, screwed
Pollution Degree	3
Insulation resistance min.	100 MΩ
<b>Mechanical data   Material data</b>	
Material housing	TPU
Material contact carrier	PA
<b>Mechanical data   Mounting data</b>	
Mounting method	inserted, screwed, Shaking protection
<b>Environmental characteristics   Climatic</b>	
Operating temperature min.	-30 °C
Operating temperature max.	90 °C
<b>Important installation notes</b>	

Note on strain relief	Protect the connectors by suitable measures from mechanical loads, e.g. by the usage of cable ties.
Note on bending radius	<b>Attention:</b> Observe the permissible bending radii when laying cables, as the IP protection class can be endangered by excessive bending forces.
<b>Conformity</b>	
Product standard	IEC 61076-2-111