

M12 Power male 0° L-cod. screw terminal5-pol., max. 2,5mm², 8 - 13mm

Male straight

M12

5-pole

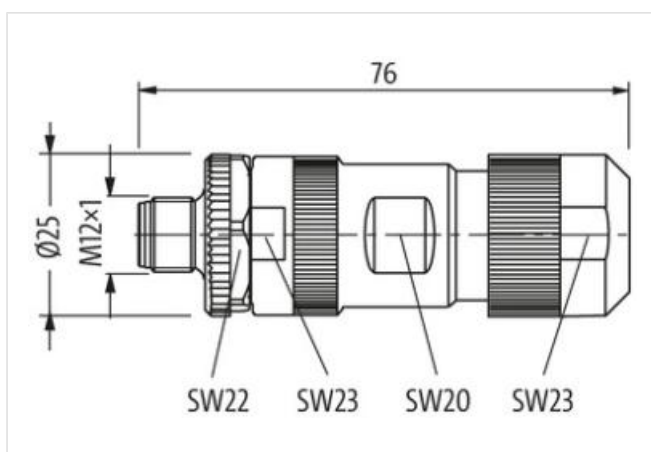
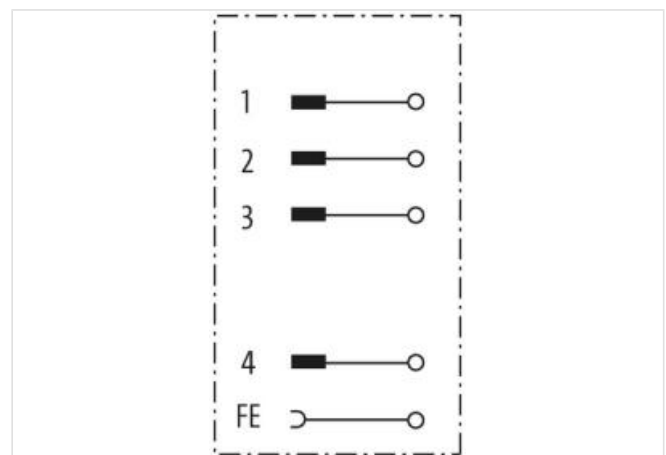
L-coded

Screw terminals

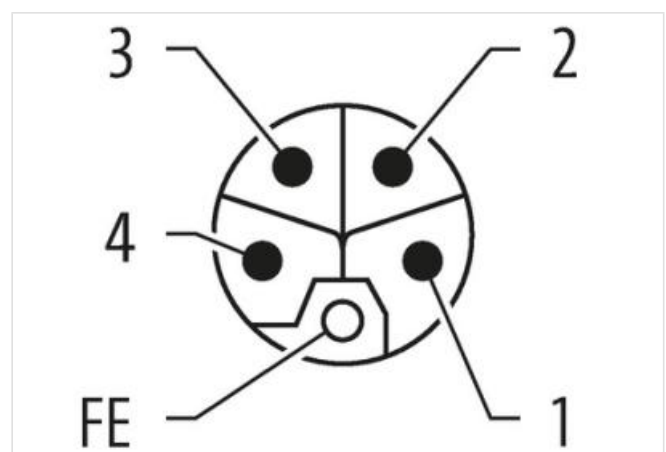
Sealing range (cable Ø)

8...13 mm

The resistance to aggressive media should be individually tested for your application. Further details on request.

[Link to Product](#)**Illustration**

Product may differ from Image

**Side 1**

Family construction form

M12P

Coding

L

Material contact Copper alloy

Commercial data	
ECLASS-6.0	27279221
ECLASS-6.1	27260702
ECLASS-7.0	27440102
ECLASS-8.0	27440102
ECLASS-9.0	27440116
ECLASS-10.1	27440102
ECLASS-11.1	27440102
ECLASS-12.0	27440116
ETIM-5.0	EC002635
customs tariff number	85366990
GTIN	4048879786553
Packaging unit	1

Electrical data Supply	
Operating voltage AC max.	63 V
Operating voltage DC max.	63 V
Current operating per contact max.	16 A

Installation	
Connection cross section max.	2,5 mm ²
AWG number max.	14

Installation Connection	
Connection	Screw terminals SK
Mounting set	M12 x 1
Mating cycles min.	100

Device protection Electrical	
Degree of protection (EN IEC 60529)	IP67
Additional condition protection degree	inserted, screwed
Pollution Degree	3
Rated surge voltage	1,5 kV
Material group (IEC 60664-1)	II
Overvoltage category (EN 60950-1)	III

Mechanical data Material data	
Coating contact	gold plated
Material housing	PA
Material contact carrier	PA

Mechanical data Mounting data	
Mounting method	Schraubgewinde
Clamping range min.	8 mm
Clamping range max.	13 mm

Environmental characteristics Climatic	
Operating temperature min.	-40 °C
Operating temperature max.	85 °C

Important installation notes	
Note on strain relief	Protect the connectors by suitable measures from mechanical loads, e.g. by the usage of cable ties.
Note on bending radius	Attention: Observe the permissible bending radii when laying cables, as the IP protection class can be endangered by excessive bending forces.