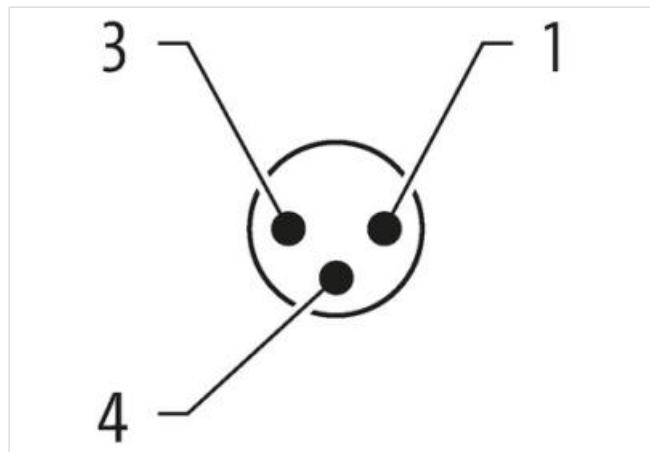
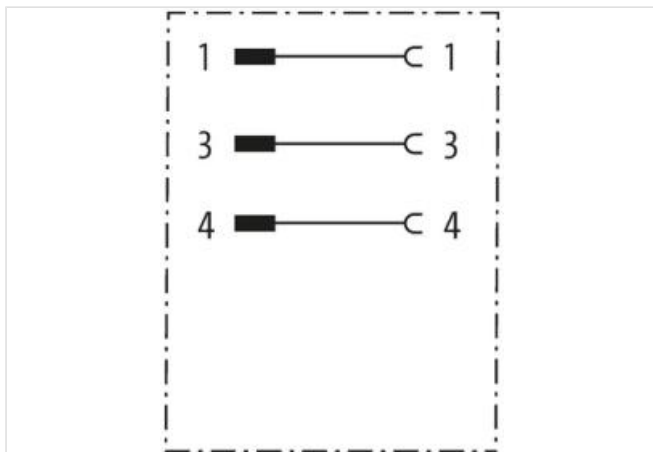
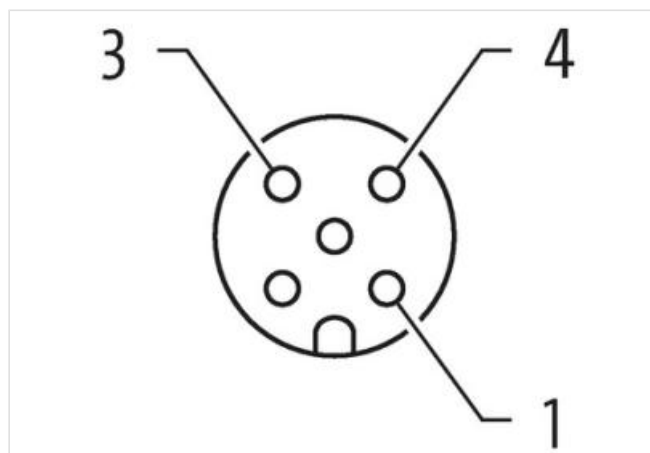
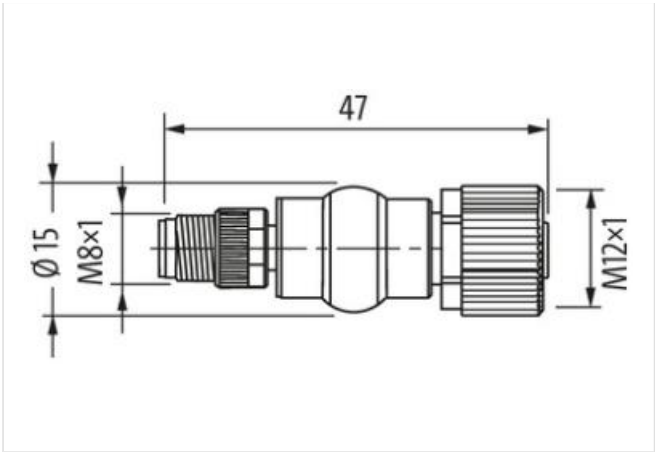


Adaptor M8 male / M12 female A-cod.

3-pol. / 3-pol., conf. 1,3,4

Adapter
Male - female
M8 – M12, 3-pole
for M8 distribution box 3-pole

[Link to Product](#)**Illustration**



Product may differ from Image



Side 1	
Tightening torque	0,4 Nm
Family construction form	M8
Thread	M8 x 1
Coding	A
Width across flats	SW9
Side 2	
Tightening torque	0,6 Nm
Family construction form	M12
Thread	M12 x 1
Coding	A
Width across flats	SW13
Commercial data	
ECLASS-6.0	27143423
ECLASS-6.1	27260702
ECLASS-7.0	27440102
ECLASS-8.0	27440102
ECLASS-9.0	27440106
ECLASS-10.1	27440102
ECLASS-11.1	27440102
ECLASS-12.0	27440106
ETIM-5.0	EC001855
customs tariff number	85366990
GTIN	4048879118521
Packaging unit	1
Electrical data Supply	
Operating voltage AC max.	50 V
Operating voltage DC max.	60 V
Operating voltage AC max. (UL-listed)	30 V
Operating voltage DC max. (UL-listed)	30 V
Current operating per contact max.	4 A
Device protection Electrical	

Degree of protection (EN IEC 60529)	IP67
Additional condition protection degree	inserted, screwed
Pollution Degree	3
Rated insulation voltage	800 V
Rated surge voltage	0,8 kV
Material group (IEC 60664-1)	I

Mechanical data | Material data

Coating locking	Nickeled
Material housing	PUR
Locking material	Zinc die-casting

Mechanical data | Mounting data

Mounting method	inserted, screwed, Shaking protection
-----------------	---------------------------------------

Environmental characteristics | Climatic

Operating temperature min.	-25 °C
Operating temperature max.	85 °C

Important installation notes

Note on strain relief	Protect the connectors by suitable measures from mechanical loads, e.g. by the usage of cable ties.
Note on bending radius	Attention: Observe the permissible bending radii when laying cables, as the IP protection class can be endangered by excessive bending forces.