

**Adaptor M12 male on top / MSUD valve plug A-18mm**

3-pol. A-cod.

Form A (18 mm) – M12, connector top entry

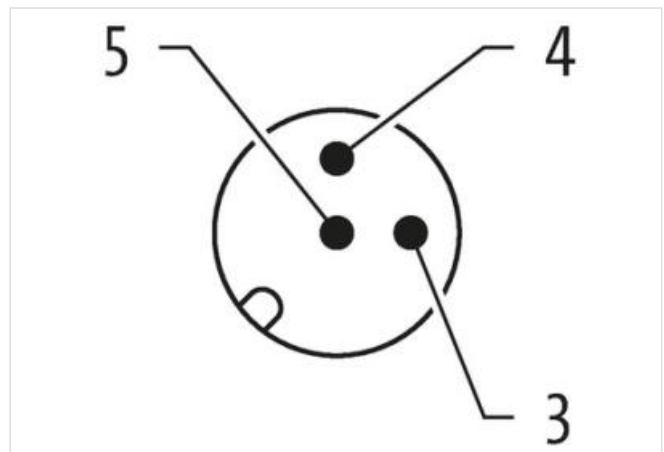
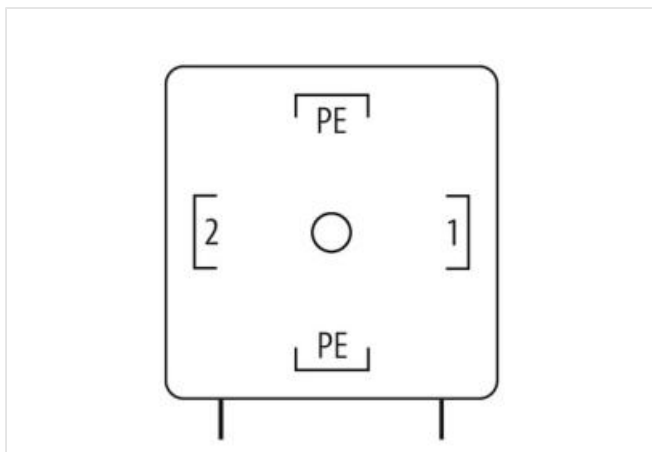
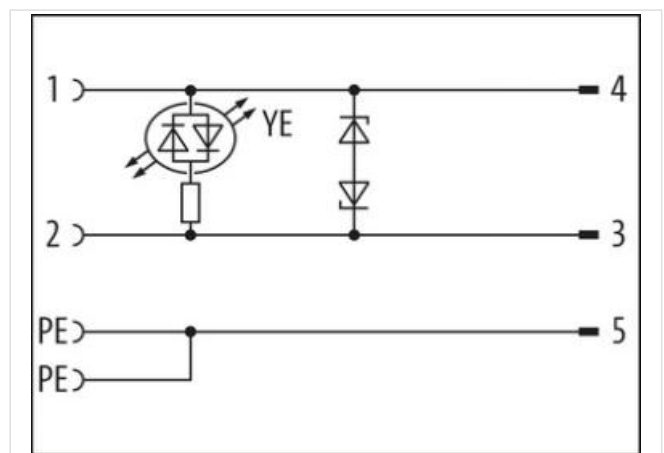
24 V AC  $\pm 20\%$  / DC  $\pm 25\%$ 

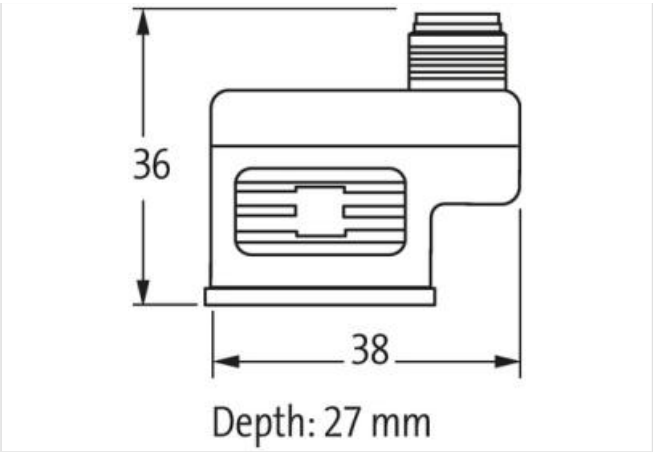
LED and suppression

3-pole

Plastic housings with good resistance against chemicals and oils.

The resistance to aggressive media should be individually tested for your application. Further details on request.

**[Link to Product](#)****Illustration**



Product may differ from Image



Side 1	
Tightening torque	0,4 Nm
Family construction form	MSUD
Side 2	
Tightening torque	0,6 Nm
Family construction form	M12
Commercial data	
ECLASS-6.0	27143423
ECLASS-6.1	27279221
ECLASS-7.0	27440104
ECLASS-8.0	27440104
ECLASS-9.0	27440106
ECLASS-10.1	27440106
ECLASS-11.1	27440106
ECLASS-12.0	27440106
ETIM-5.0	EC001855
customs tariff number	85366990
GTIN	4048879144704
Packaging unit	1
Electrical data   Supply	
Operating voltage AC	24 V
Operating voltage AC min.	19,2 V
Operating voltage AC max.	28,8 V
Operating voltage DC	24 V
Operating voltage DC min.	18 V
Operating voltage DC max.	30 V
Current operating per contact max.	4 A
Diagnostics	
Status indication LED	yellow
Installation   Connection	
Mounting set	M3
Installation   Pin assignment	

No. of poles 2 + PE

Device protection   Electrical	
Degree of protection (EN IEC 60529)	IP67
Additional condition protection degree	inserted, screwed
Rated surge voltage	0,8 kV
Material group (IEC 60664-1)	I
Environmental characteristics   Climatic	
Operating temperature min.	-25 °C
Operating temperature max.	85 °C
Important installation notes	
Note on strain relief	Protect the connectors by suitable measures from mechanical loads, e.g. by the usage of cable ties.
Note on bending radius	<b>Attention:</b> Observe the permissible bending radii when laying cables, as the IP protection class can be endangered by excessive bending forces.