

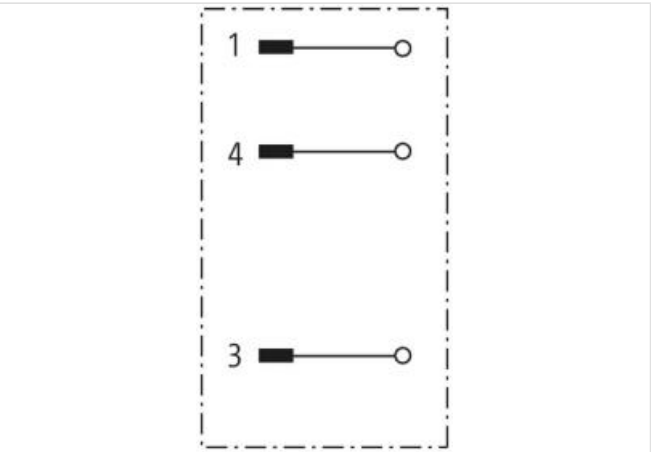
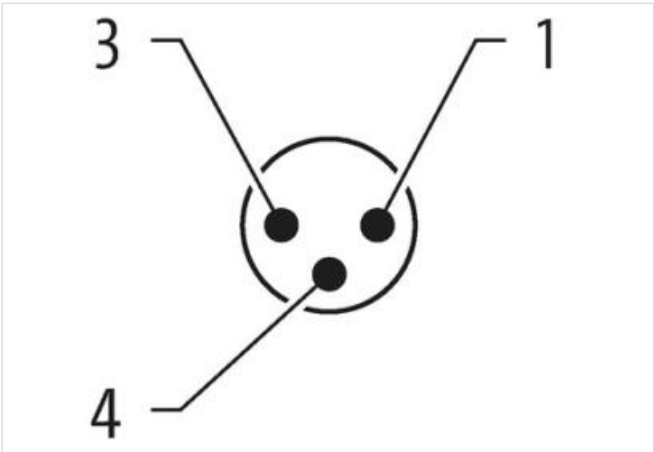
M8 male 0° A-cod. screw terminal

3-pol., 0,14 - 0,5mm², 2,5 - 5mm

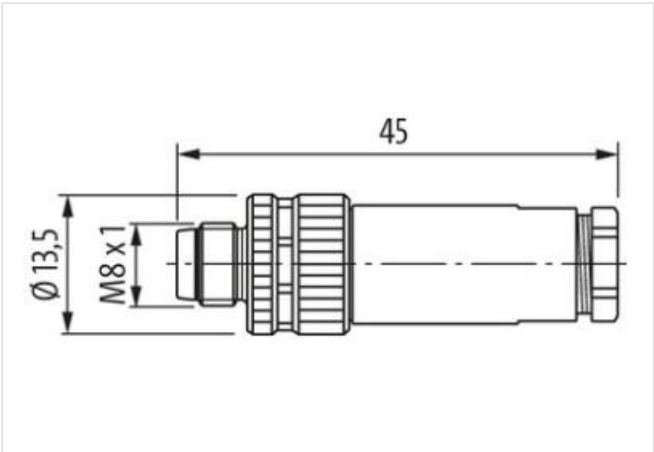
Male straight
M8, 3-pole
Screw terminal
Connection cross section: 0.14...0.5 mm²

Link to Product

Illustration



Product may differ from Image



Side 1	
Coating contact	gold plated
Family construction form	M8
Material contact	Brass
No. of poles	3
Width across flats	SW12.5
Degree of protection (EN IEC 60529)	IP67

Commercial data	
ECLASS-6.0	27279221
ECLASS-6.1	27260702
ECLASS-7.0	27440102
ECLASS-8.0	27440102
ECLASS-9.0	27440116
ECLASS-10.1	27440102
ECLASS-11.1	27440102
ECLASS-12.0	27440116
ETIM-5.0	EC002635
customs tariff number	85366990
GTIN	4048879224536
Packaging unit	1
Electrical data Supply	
Operating voltage AC max.	50 V
Operating voltage DC max.	60 V
Current operating per contact max.	4 A
Installation	
Connection cross section min.	0,14 mm ²
Connection cross section max.	0,5 mm ²
Installation Connection	
Connection	Screw terminals SK
Installation Pin assignment	
Coding	A
Device protection Electrical	
Additional condition protection degree	inserted, screwed
Pollution Degree	3
Insulation resistance min.	100 MΩ
Overvoltage category (EN 60664-1)	III
Overvoltage category (EN 60950-1)	II
Mechanical data Material data	
Material housing	PBT
Material contact carrier	PA66
Mechanical data Mounting data	
Clamping range min.	2,5 mm
Clamping range max.	5 mm
Height	45 mm
Width	13,5 mm
Depth	13,5 mm
Environmental characteristics Climatic	
Operating temperature min.	-40 °C
Operating temperature max.	85 °C
Important installation notes	
Note on strain relief	Protect the connectors by suitable measures from mechanical loads, e.g. by the usage of cable ties.
Note on bending radius	Attention: Observe the permissible bending radii when laying cables, as the IP protection class can be endangered by excessive bending forces.