

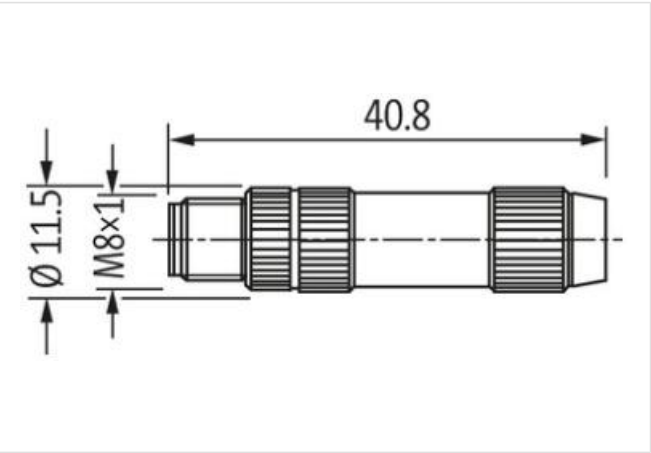
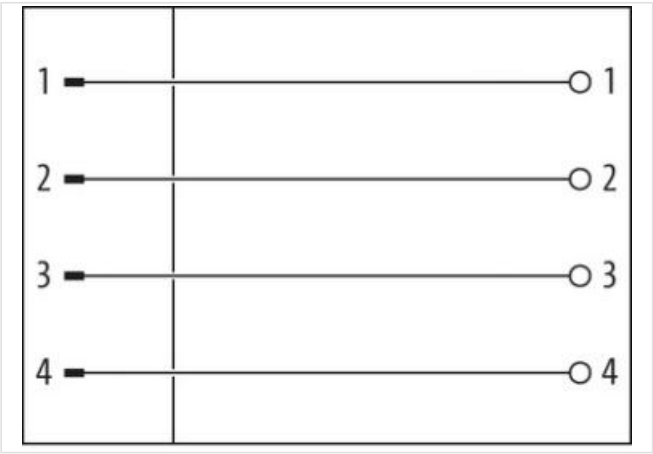
**M8 male 0° A-cod. IDC**

4-pol., 0,14 - 0,34mm², 2,5 - 5,1mm

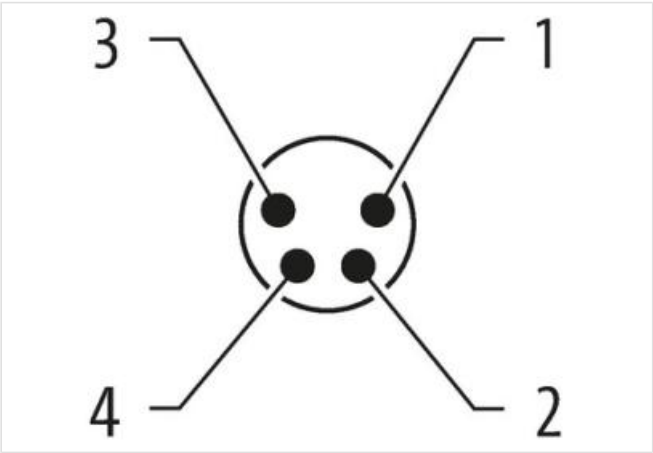
IDC terminals  
Male straight  
M8, 4-pole  
Connection cross section: 0.14...0.34 mm²  
Sealing comb included in delivery

**Link to Product**

**Illustration**



Product may differ from Image



Side 1	
Mounting method	inserted, screwed
Family construction form	M8
Material contact	Copper alloy
Material	PA
No. of poles	4

Width across flats	SW9
Degree of protection (EN IEC 60529)	IP67
<b>Commercial data</b>	
ECLASS-6.0	27279221
ECLASS-7.0	27440104
ECLASS-8.0	27440104
ECLASS-9.0	27440102
ECLASS-10.1	27440102
ECLASS-11.1	27440102
ECLASS-12.0	27440116
ETIM-5.0	EC002635
customs tariff number	85366990
GTIN	4048879224710
Packaging unit	1
<b>Electrical data   Supply</b>	
Operating voltage AC max.	32 V
Operating voltage DC max.	32 V
Current operating per contact max.	4 A
<b>Installation</b>	
Connection cross section min.	0,14 mm <sup>2</sup>
Connection cross section max.	0,34 mm <sup>2</sup>
Single wire diameter min.	0,1 mm
<b>Installation   Connection</b>	
Wire insulation diameter min.	1 mm
Wire insulation diameter max.	1,6 mm
Connection	Cut clamps IDC
Tightening torque	0,4 Nm
Mounting set	M8 x 1
Mating cycles min.	100
<b>Installation   Pin assignment</b>	
Configuration	fully used
<b>Device protection   Electrical</b>	
Additional condition protection degree	inserted, screwed
Pollution Degree	3
Rated surge voltage	0,8 kV
Insulation resistance min.	100 MΩ
Material group (IEC 60664-1)	I
Overvoltage category (EN 60950-1)	III
<b>Mechanical data   Material data</b>	
Coating locking	Nickeled
Locking material	Zinc die-casting
<b>Mechanical data   Mounting data</b>	
Mounting method	inserted, screwed, Shaking protection
Clamping range min.	2,5 mm
Clamping range max.	5,1 mm
Height	40,8 mm
Width	11,5 mm
Depth	11,5 mm
<b>Environmental characteristics   Climatic</b>	
Operating temperature min.	-25 °C
Operating temperature max.	85 °C

Important installation notes

Note on strain relief	Protect the connectors by suitable measures from mechanical loads, e.g. by the usage of cable ties.
Note on bending radius	<b>Attention:</b> Observe the permissible bending radii when laying cables, as the IP protection class can be endangered by excessive bending forces.

Conformity

Product standard	DIN EN 61076-2-114 (M8)
------------------	-------------------------