

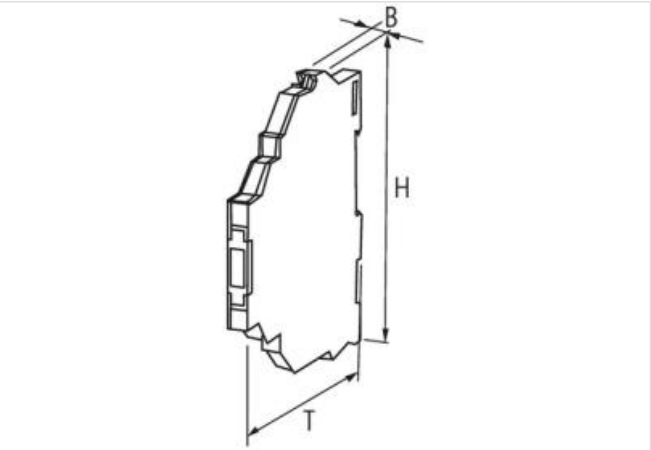
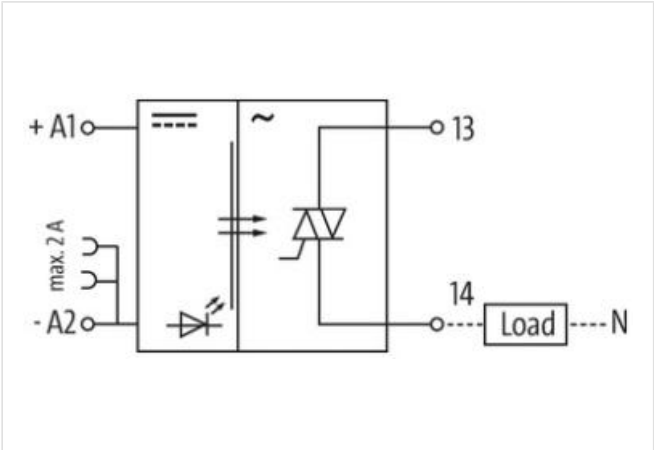
MIRO TH 5VDC FK OPTO-COUPLER MODULE

IN: 5,5 VDC - OUT: 250 VAC / 0,5A

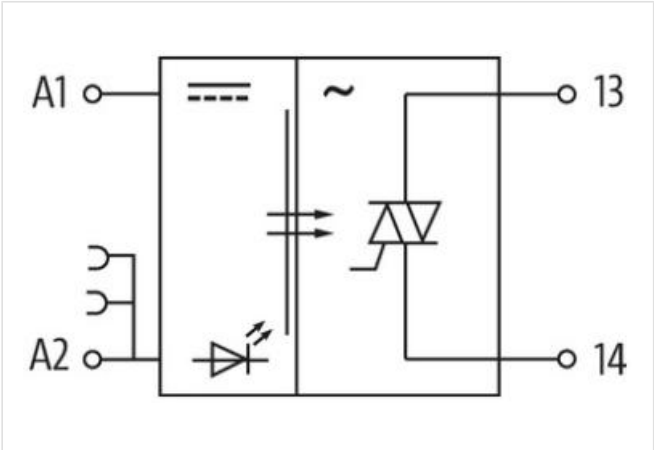
Triac 0.5 A
5 V DC
Spring clamp terminals

[Link to Product](#)

Illustration



Product may differ from Image



Commercial data	
ECLASS-6.0	27371601
ECLASS-6.1	27371604
ECLASS-7.0	27371604
ECLASS-8.0	27371604
ECLASS-9.0	27371604
ECLASS-10.1	27371604

ECLASS-11.1	27371604
ECLASS-12.0	27371604
ETIM-5.0	EC001504
customs tariff number	85414900
GTIN	4048879021715
Packaging unit	1
Electrical data Input	
Input voltage OFF DC min.	0 V
Input voltage OFF DC max.	2 V
Input voltage DC min.	4 V
Input voltage DC max.	5,5 V
Current input DC	11,3 mA
Electrical data Output	
Switch off delay max.	10 ms
Switch on delay max.	10 ms
Quiescent current OFF max.	0,3 mA
Additional condition switching frequency	depending on wiring
Switching frequency max.	20 Hz
Voltage switching AC min.	24 V
Switching voltage AC max.	250 V
Switching current min.	2 mA
Switching current max.	0,5 A
Voltage drop AC max.	1,5 V
Diagnostics	
Status indication LED	yellow
Device protection Electrical	
Rated surge voltage	2,5 kV
Device protection Media	
Flame resistance	flame retardant
Mechanical data Material data	
Color housing	black
Material housing	Plastic
Mechanical data Mounting data	
Mounting method	geschnappt
Suitable for mounting type	mounting rail, (EN 60715)
Height	78 mm
Width	6,2 mm
Depth	70 mm
Environmental characteristics Climatic	
Operating temperature min.	-20 °C
Operating temperature max.	60 °C
Connection type 4	
Connection	Spring clamp terminals FK
Family construction form	terminal
Gender	female
Color contact carrier	black
No. of poles	1
PIN 1	13
Connection	Spring clamp terminals FK
Family construction form	terminal

Gender	female
Color contact carrier	black
No. of poles	1
PIN 1	14
Connection	Spring clamp terminals FK
Family construction form	terminal
Gender	female
Color contact carrier	black
No. of poles	1
PIN 1	+ A 1
Connection	Spring clamp terminals FK
Family construction form	terminal
Gender	female
Color contact carrier	black
No. of poles	1
PIN 1	- A 2