

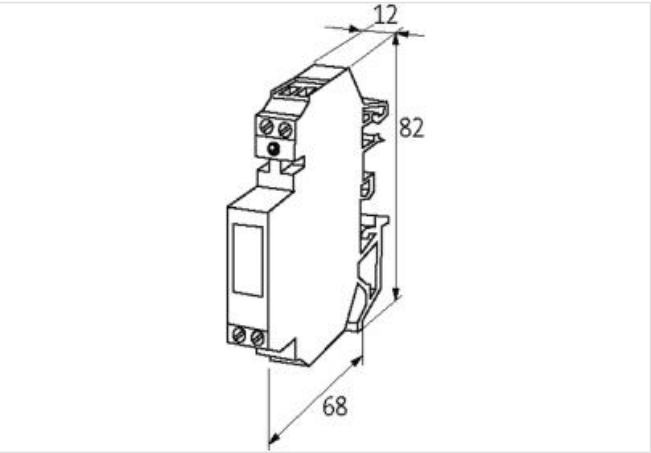
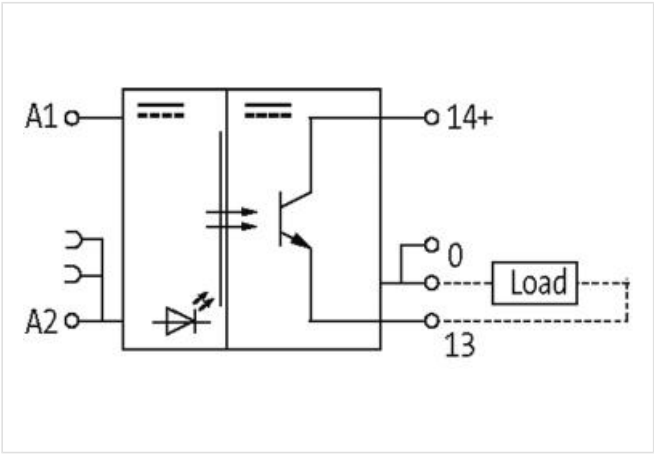
AMMDS 10-44/1 OPTO-COUPLER MODULE

IN: 35 VDC - OUT: 35 VDC / 0.2 A


Transistor 0.2 A
24 V DC
with minus plug link
Double terminals on the output side
for rapid switching

[Link to Product](#)

Illustration



Product may differ from Image



General product information

Scope of delivery Jumper (Art-No. 90960)

Commercial data

ECLASS-6.0	27371604
ECLASS-6.1	27371604
ECLASS-7.0	27371604

ECLASS-8.0	27371604
ECLASS-9.0	27371604
ECLASS-10.1	27371604
ECLASS-11.1	27371604
ECLASS-12.0	27371604
ETIM-5.0	EC001504
customs tariff number	85414900
GTIN	4048879027977
Packaging unit	1

Electrical data | Input

Input voltage OFF DC min.	0 V
Input voltage OFF DC max.	5 V
Input voltage DC min.	10 V
Input voltage DC max.	35 V
Input current	10 mA

Electrical data | Output

Switch off delay max.	14 µs
Quiescent current OFF max.	0,3 mA
Switching frequency inductive max.	200 Hz
Switching frequency ohmic max.	20000 Hz
Voltage switching DC min.	5 V
Switching voltage DC max.	35 V
Switching current min.	1 mA
Switching current max.	0,2 A
Voltage drop DC max.	0,5 V

Diagnostics

Status indication LED	red
-----------------------	-----

Device protection | Electrical

Rated surge voltage	2,5 kV
---------------------	--------

Device protection | Media

Flame resistance	flame retardant
------------------	-----------------

Mechanical data | Material data

Color housing	black
Material housing	Plastic

Mechanical data | Mounting data

Mounting method	geschnappt
Suitable for mounting type	Mounting rail TH35, G32, (EN 60715)
Height	68 mm
Width	82 mm
Depth	12 mm

Environmental characteristics | Climatic

Operating temperature min.	-20 °C
Operating temperature max.	60 °C

Connection type 3

Connection type 1	Input
Connection type 2	Output
Connection type 3	Output
Connection	Screw terminals SK
Family construction form	terminal
Gender	female
No. of poles	2

Connection	Screw terminals SK
Family construction form	terminal
Gender	female
No. of poles	2
Connection	Screw terminals SK
Family construction form	terminal
Gender	female
No. of poles	2
PIN 1	+ 14
PIN 2	13